



CHILLER MODEL: GD-150H-3C

208-240V 1-Phase	
FLA	-
MCA	-
MOC	-

208-240V 3-Phase	
FLA	-
MCA	-
MOC	-

460-480V 3-Phase	
FLA	332
MCA	356
MOC	452

Dimensions ¹	91"W x 274"L x 113"H
Frame	Powder Coated Steel
Housing	Powder Coated Aluminum
Tank	930 Gallon Stainless Steel
Compressor	50 HP (x3)
Condenser	Air-Cooled Vertical Discharge
Process Pump	10 HP
Process Flow	340 GPM @ 25 PSI
Connection	4" CTS Flange
Chiller Pump	5 HP
Heat Exchanger	Stainless Steel Brazed Plate
Controls	Microprocessor w/ Comm.

Electrical Enclosure	NEMA 3R
Ship/Operating Weight	12,500/20,500 lbs
Decibels @ 10'	82 dBA
Refrigerant	R448A

Cooling Capacity by Leaving Fluid Temperature²

LFT	Btu/H	kW
20 °F	946,000	277.2
30 °F	1,161,000	340.3
40 °F	1,405,000	411.8

1. Package chiller dimensions, remote condenser options will vary

2. All capacities at 90°F ambient

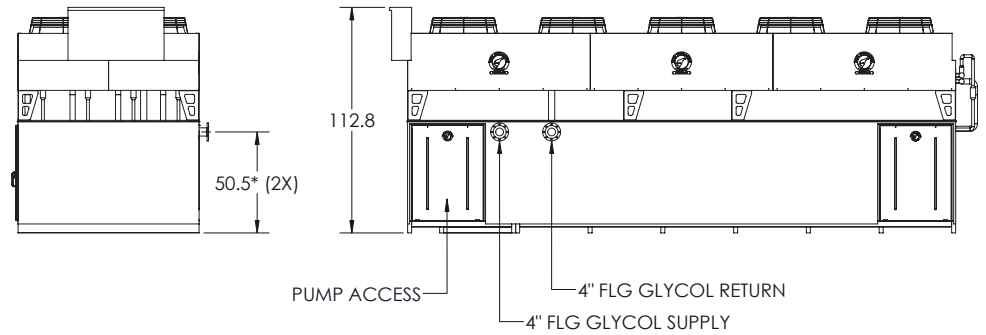
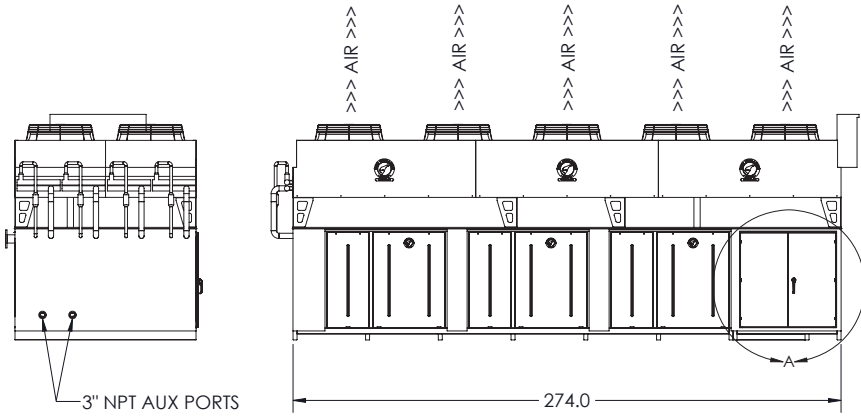
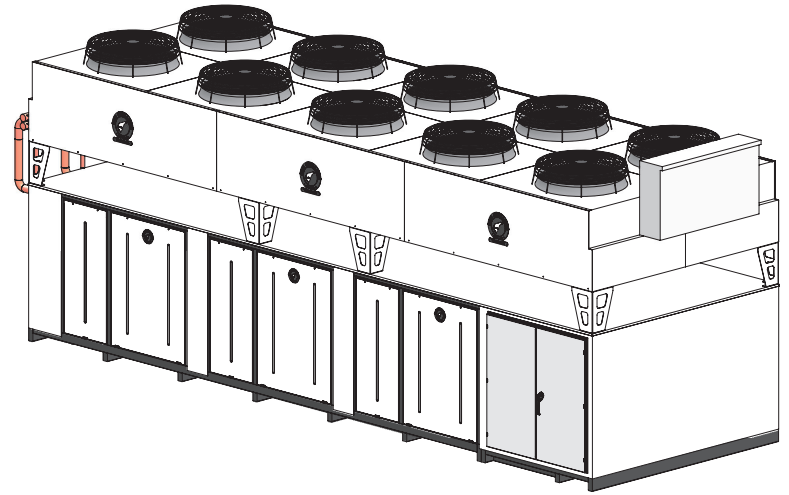
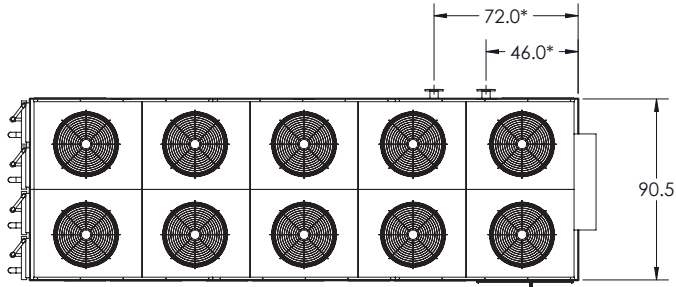
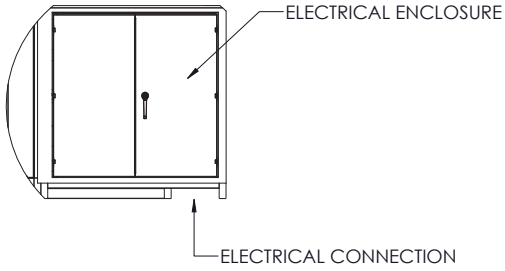
3. Specifications subject to change without notice

Chiller package consists of the following:

- Three complete refrigeration circuits
- Air-cooled condenser
- Process pump with VFD
- Chiller pump
- Fluid bypass valve
- Freeze stat safety switch
- All insulated copper piping
- Powder coated steel frame
- Powder coated aluminum housing
- Semi-hermetic reciprocating compressors with capacity unloading
- Engineered high efficiency heat exchanger for maximum energy savings
- Insulated stainless steel glycol reservoir with baffle plate
- Microprocessor controller with communication
- ETL (UL 508A) listed complete control panel with single point electrical connection, breakers, starters & safety switches
- CTS flange glycol supply and return connections
- Louvered aluminum access panels for easy service & maintenance
- Factory run tested and fully charged with refrigerant

2 Year Parts and 1 Year Labor Warranty

DETAIL A



*APPROXIMATE DIMENSIONS - DO NOT USE FOR PRE-FABRICATION OF CONNECTING PIPING

GD-150H-3C

VERTICAL AIR CHILLER

DRAWN:	AH
APPROVED:	TH
DATE:	11/13/23



G&D CHILLERS
COMMITTED TO COLD

130 E FIRST AVE, JUNCTION CITY, OR 97448
TEL: (541) 345-3903 (800) 555-0973