



FIRE & ICE MODEL: CH-7/10.5

230 Volt 1 Phase	
FLA	-
MCA	-
MOC	-

230 Volt 3 Phase	
FLA	34
MCA	40
MOC	45

460 Volt 3 Phase	
FLA	16
MCA	20
MOC	25

Dimensions	34"W x 61"L x 57"H
Frame	Powder Coated Steel
Housing	Stainless Steel
Tank	50 Gallon Stainless Steel
Compressor	7 HP
Condenser	Air-Cooled
Glycol Pump	1.5 HP
Process Flow	40 GPM @ 25 PSI
Connection Size	0.75" Brass Quick Connects (x5)
Heat Exchanger	Stainless Steel Brazed Plate
Controls	Single Stage Digital

Heating Element	10.5 kW
Electrical Enclosure	NEMA 3R
Ship/Operating Weight	1250/1400 lbs
Decibels @ 10'	65 dBA
Refrigerant	R513A
Cooling Capacity ¹	33,900 Btu/hr
Heating Capacity	35,800 BTU/hr

1. Cooling Capacity at 30°F LFT, 10°F temperature difference nad 90°F ambient at 0' ASL

2. Specification subject to change without notice

Fire & Ice package consists of the following:

- Complete refrigeration circuit
- Air-cooled condenser
- Glycol pump
- Fluid bypass valve
- Freeze stat safety switch
- Digital temperature controller
- All insulated copper piping
- Stainless steel housing
- Powder coated steel frame
- Insulated stainless steel glycol reservoir
- Low watt density heating element specifically designed for glycol
- Engineered high efficiency heat exchanger for maximum energy savings
- Heavy duty rubber-on-steel casters for easy portability
- Brass quick connects for temperature control of up to 5 tanks at once without loss of glycol
- Complete set of 20 ft. glycol hoses and 25 ft. power cord
- ETL (UL508) listed complete control panel with single point electrical connection, breakers, starters & safety switches
- Louvered stainless steel access panels for easy service & maintenance
- Factory run tested and fully charged with refrigerant

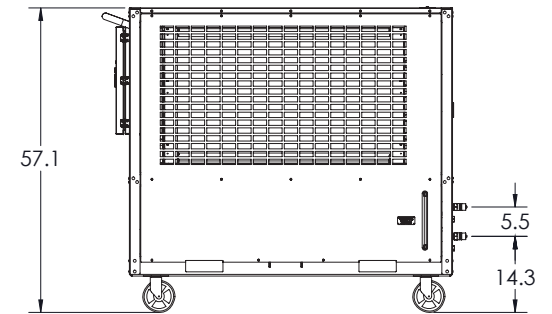
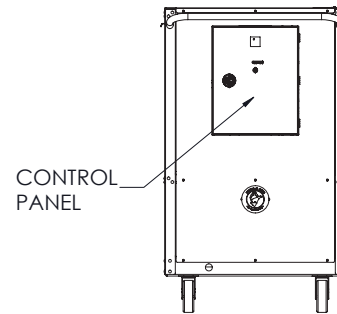
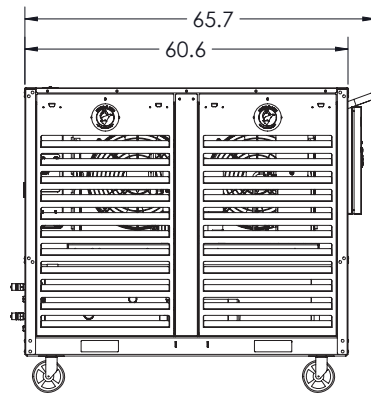
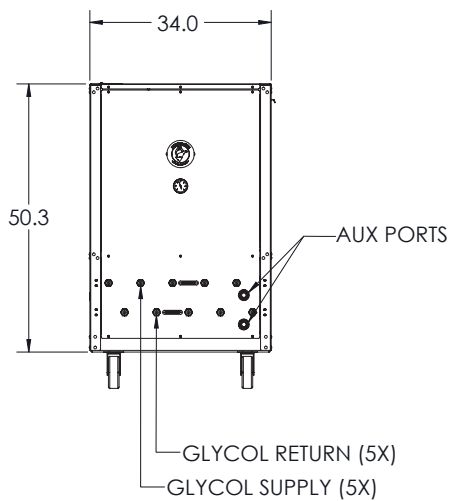
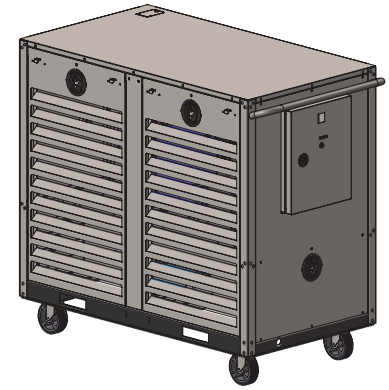
GLYCOL FILL

24.0 MINIMUM CLEARANCE

←←←← AIRFLOW ←←←←

←←←← AIRFLOW ←←←←

DO NOT BLOCK / NO OBSTRUCTION



CH-7/10.5 PORTABLE CHILLER

DRAWN:	AH
APPROVED:	TH
REVISION DATE:	05/11/23



G&D CHILLERS
COMMITTED TO COLD

130 E FIRST AVE, JUNCTION CITY, OR 97448
TEL: (541) 345-3903 (800) 555-0973